

NC[®] EVEREST[®]

Modular Crossflow Cooling Tower

Designed For Process Cooling Applications



Marley NC Everest

MODULAR CROSSFLOW COOLING TOWER FOR PROCESS COOLING APPLICATIONS

NC Everest – A Remarkable New Cooling Tower for Your Facility

The Marley NC Everest Cooling Tower deserves careful consideration for today's chemical, oil and gas plants, power generation plants and other industrial cooling applications. Whether designing a new plant or replacing an aging traditional field-erected cooling tower, the NC Everest Cooling Tower's pre-assembled crossflow design offers **significant advantages, including faster delivery and installation coupled with up to 50% more cooling capacity per cell and 20% reduction in pump energy.** Take cooling to a higher level with NC Everest Cooling Tower.

ROBUST DESIGN AND MATERIALS

Built with industrial-grade materials and engineered to withstand the rigors of process cooling applications, the NC Everest Cooling Tower features:

- Heavy-gauge steel structure, galvanized or stainless steel
- 5-year mechanical component warranty
- Rugged genuine Marley Geareducer® gear drive
- Energy-efficient low-clog PVC heat exchange fill media
- Integral louvers and drift eliminators for better water management
- Motor outside airstream (MOA) availability

CTI CERTIFIED THERMAL AND SOUND PERFORMANCE

Offering exceptional thermal and sound performance, the NC Everest design is CTI Thermal and Sound certified, ensuring specified heat rejection and noise levels are delivered, with the long-term reliability expected from Marley.



FM APPROVED OPTION FOR MULTI-CELL APPLICATIONS

The NC Everest Cooling Tower is FM approved for use without a fire protection system in multi-cell applications to allow more affordable operation insurance.



SITE FLEXIBILITY

The NC Everest Cooling Tower provides more site placement options and typically uses up to 10% less plan area than field-erected towers.

OPERATIONAL ADVANTAGES


- Less sunlight exposure for reduced water treatment requirements
- Reliable cold weather operation from crossflow design
- Variable flow water distribution system for improved energy efficiency in off-peak loads


INSPECTION EASE

Outside access to components, including fill, cold water basin and water distribution system, makes inspections easier.

UNRIVALED INTERIOR ACCESS

7-foot high doors, expansive interior and service decks make routine inspections and maintenance of interior components easier and safer.





60% FASTER DELIVERY

The NC Everest Cooling Tower typically delivers with 60% shorter lead time than field-erected towers.

80% FASTER INSTALLATION

The NC Everest Cooling Tower arrives preassembled and installs in about 20% of the time required for field-erected towers.

SAFER ASSEMBLY PROCESS

The NC Everest Cooling Tower's design and field assembly process reduce onsite labor and work duration for a safer work environment.

INTEGRAL COLD WATER BASIN

Costly concrete basin construction is eliminated.

LOW DRIFT RATE

Patented MarKey® Drift Eliminators achieve the lowest available drift, down to 0.0005% of circulating water flow, so less water escapes the tower.*

HIGHER ENERGY SAVINGS

The NC Everest Cooling Tower reduces pump energy up to 20% to achieve greater energy savings.

50% MORE COOLING CAPACITY

The NC Everest Cooling Tower provides the highest cooling capacity available in a single-cell, crossflow cooling tower.*


**Compared with other leading manufacturers.*

MARLEY NC EVEREST COOLING TOWER PARAMETERS

Model	8422
Dimensions	L 22'-5 W 29'-6 H 27'-1 (L 6.8m W 9m H 8.3m)
Maximum Flow Rate	7746 gpm (1759 m ³ /hr)
Inlet Water Temperature	Up to 140°F (60°C)
Snow Load	60 psf (290 kg/m ²) standard
Wind Load	50 psf (240 kg/m ²) standard
Sound Level	As low as 50 dBA
Drift Rate	Per industry standard, as low as 0.0005% of circulating water flow

ADDITIONAL MARLEY NC COOLING TOWER PUBLICATIONS


For additional information about the Marley NC Cooling Tower, access these publications at spxcooling.com



Marley NC Steel Cooling Tower Brochure



Marley NC Steel Cooling Tower Engineering Data



Marley NC Cooling Tower Specifications

SPX COOLING TECH, LLC

7401 WEST 129 STREET
 OVERLAND PARK, KS 66213 USA
 913 664 7400 | spxcooling@spx.com
spxcooling.com

NCE-HI-26A | ISSUED 4/2026

©2016-2026 SPX COOLING TECH, LLC | ALL RIGHTS RESERVED

In the interest of technological progress, all products are subject to design and/or material change without notice.