

CR Counterflow Cooling Tower

Accelerated innovation for the fast-growing market



Marley® CR Counterflow series is specially designed for the APAC market

Harness the global power of Marley

For years, the Marley brand has been synonymous with innovation and quality. As part of the SPX Cooling Tech, LLC's fully integrated approach to cooling tower system design, manufacturing, and testing, Marley equipment is crafted to perform as few others can. The Marley CR Counterflow cooling tower can provide you with more consistent quality, reliable performance, competitive pricing and superior service.

Excellent Quality


The Marley CR counterflow cooling tower comes equipped with components delivering superior performance, including the Marley low speed cooling tower airfoil fan, patented MC120S film fill and XCEL drift eliminators, and includes a specially designed cooling tower motor, as well as optimized design of the belt transmission system. A variety of materials and combinations can be selected to give the tower characteristics of ultra-violet (UV) light resistance, corrosion resistance and longevity.

Environmental Protection

Marley XCEL drift eliminators and their unique triple pass PVC design offer extremely high water collection efficiency and very low air resistance. XCEL eliminators offer drift loss less than 0.001% of the circulation water for maximum conservation of water resources, and can help prevent the spread of bacteria.

Low Energy Consumption with CTI Certified Sound Performance

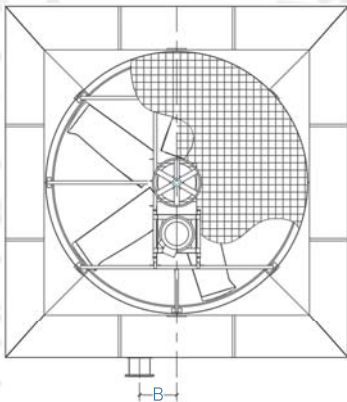
High-efficiency airfoil fans operate at low speed to reduce power demand and lower operating costs. Optimized drive components are designed to minimize energy loss during operation. Additionally, sound performance is critical in noise-sensitive environments. Published sound data for Marley CR cooling towers is CTI Certified, providing confidence that specified sound levels will be met.



Optional Configuration

The Marley CR counterflow cooling tower offers a variety of options for user safety and performance, with a tower-top safety fence, ladder cage and outdoor control box to facilitate on-site maintenance and to configure the appropriate frequency converter and refrigeration control system.

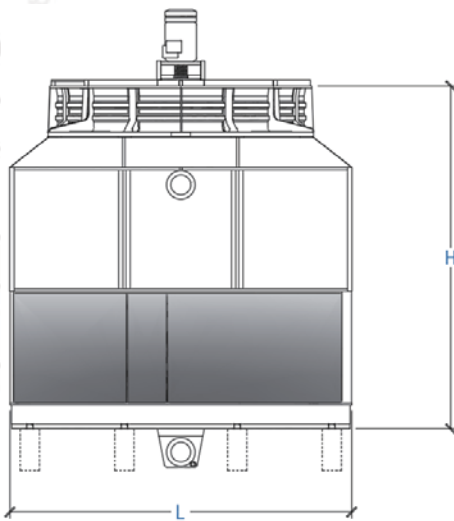
Engineering Data



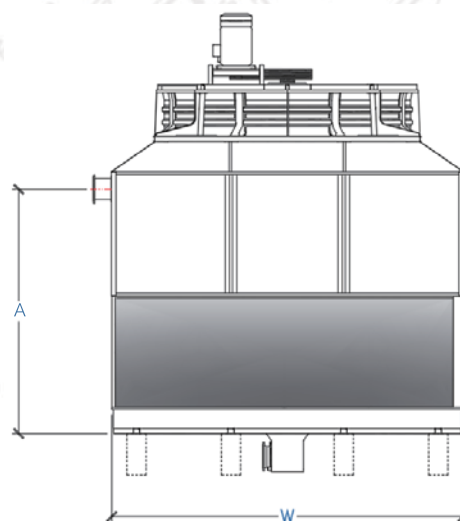
Vertical View

Use this data for preliminary layouts only.
Obtain current drawing from your Marley sales representative.

CoolSpec™ web-based selection software, available at coolspec.com provides CR model recommendations based on customer's specific design requirements.



Front View



Side View

Model	Nominal Capacity tons	Dimensions mm				
		L	W	H	A	B
CR2010	101-150	2286	2438	3726	2573	0
CR2015	164-237	2743	2996	3944	2788	0
CR2020	222-281	2996	3652	3964	2840	0
CR2025	270-340	3505	4249	3962	2793	529
CR2030	334-454	3962	4249	4218	2837	259
CR2040	458-563	4249	4877	4698	3147	0
CR2050	592-735	4572	5486	5196	3629	0
CR2060	661-823	5334	5486	5373	3821	0

*Based on .68 m³/hr per ton at 35°C HW, 29.5°C CW, 25.5°C WB.

Marley CR

Counterflow Cooling Tower



SPX Cooling Tech

3805&3806, GUBEI SOHO
188 HONGBAOSHI ROAD
SHANGHAI, CHINA 201103
86 21 8026 3700 | marley.china@spx.com
spxcooling.com

en_CR26 | ISSUED 3/2026

©2026 SPX COOLING TECH, LLC | ALL RIGHTS RESERVED

In the interest of technological progress, all products are subject to design and/or material change without notice.

