


MD steel cooling tower

MARLEY® 



Marley quality, on a whole new scale

We're well known for our outstanding crossflow systems. So why consider a counterflow tower? Because the Marley MD tower provides another dimension of footprint and design flexibility, expanding the landscape of Marley solutions.

For decades, Marley counterflow cooling towers have been a symbol of excellence for large industrial installations. The Marley MD takes advantage of this experience by bringing it down to size.

The Marley MD is a factory assembled tower, which makes it a definite go-to solution for light industry and HVAC applications.



MARLEY 

Marley MD cooling tower: the right answer in so many ways

RELIABILITY

Heavy-duty construction, high-performance design and our five-year mechanical warranty ensures consistent, CTI-certified fully rated cooling over a wide range of flow and temperature requirements.

SMALLER FOOTPRINT

Induced draft counterflow design requires less plan area than crossflow towers for many HVAC and light industrial duties. And because the tower's size results in less steel used, its reduced weight requires less support structure.

EASE OF MAINTENANCE

SPX Cooling Technologies, Inc. has worked hard to address the maintenance difficulties long associated with counterflow towers. The MD tower provides larger access doors, easily removable block fill and other features that simplify maintenance.

LOW ENERGY CONSUMPTION

Induced draft counterflow equipment minimizes energy consumption by providing lower fan energy than centrifugal fan counterflow units.

LOW-SOUND

The CTI-certified Marley MD comes standard with our low-sound fan, suitable for most noise-sensitive situations. Multiple fan and attenuation options are available to meet more stringent sound requirements.

INDEPENDENTLY VERIFIED SOUND DATA

We recognize how important sound control is and how difficult it is to measure cooling tower sound at various locations where background noise may interfere with testing. All published sound data for Marley MD cooling towers has been independently verified by a CTI-licensed test agency so you can trust that your cooling tower will meet sound levels as specified.



SUPERIOR WATER MANAGEMENT

To address the “splash-out” problem typically found in competitive counterflow designs, SPX introduces an industry first: a triple-pass inlet louver and drift eliminator that conserves water and improves winter operation.



Why counterflow may be your best choice

RESTRICTED SITE CONDITIONS

Counterflow towers have different footprints from crossflow towers and offer layout alternatives. Where space is limited or otherwise restricted, a counterflow tower may be a perfect fit. In addition to taking up less site space, counterflow towers may have a lower installed weight. Plus, piping costs can be reduced since a single inlet is usually standard.

OPERATION AND MAINTENANCE CONSIDERATIONS

Triple-pass inlet louvers limit the sunlight entering the collection basin, reducing the potential for algae growth. Counterflow towers offer easy access to the collection basin from all sides. The wet surface is totally enclosed for protection from environmental elements, and the towers utilize a corrosion-resistant spray system.

VALUE-ADDED OPTIONS


- ▼ **Welded stainless steel collection basin:** For extra protection, all collection basin parts exposed to circulating water (including structural members that project into the basin) and all basin options are heavy-gauge, series 301L stainless steel.
- ▼ **Low-clog film fill:** This option provides a higher degree of clog resistance for dirty water applications.
- ▼ **Electric basin heater:** This electric immersion heater is used to help prevent freezing during cold weather.
- ▼ **Basin sweeper piping:** Factory-installed sweeper piping augments your filtration system to keep your equipment running smoothly.
- ▼ **Solid-state water level control package:** This package monitors basin water levels with solenoid-valve water makeup. Configurations include makeup along with high and low-water level alarm and cutoff, and electric basin heater cutoff.
- ▼ **Vibration switch:** This option protects against mechanical failure should the tower experience high vibration levels by automatically shutting down the motor. Manual reset ensures inspection to correct initial vibration cause.
- ▼ **Control systems:** These range in sophistication from standard fan starters to Programmable Logic Controllers that work in conjunction with your building or process system.
- ▼ **Variable speed drive:** Our VFD provides the ultimate in temperature and sound control, energy management and mechanical equipment longevity.
- ▼ **Ultra quiet fan:** Wide-chord acoustic geometry fan design maximizes efficiency while significantly reducing sound levels.
- ▼ **Sound attenuation:** Splash attenuation installed in the collection basin reduces falling water noise effectively and economically. Fan outlet attenuation is also available.

All This... and Green, Too


Designed to be environmentally responsible, the MD conserves water by keeping splash-out to a minimum. And being remarkably energy efficient, it doesn't waste a single kilowatt.



**COOL IS
GREEN
IS COOL**



- Triple-Pass Inlet Louvers
- Low Sound Fan
- Corrosion Resistant Distribution System
- Triple-Pass Drift Eliminators
- High Efficiency Fill



The proof is in the details.

The MD cooling tower is first and foremost, a Marley – and that alone speaks volumes.

Models	Tons*	L	W	H†
MD5006	89-166	1929	2591	3912
MD5008	149-255	2591	2743	4039
MD5010	220-360	2591	3658	4166
MD5016	284-500	3607	3658	5004
MD5017	306-554	3607	4262	5258
MD5018	376-756	3607	5486	5410

†Tower height varies depending on configuration and cell quantity

*Based on .68 m³/hr per ton at 35°C HW, 29.5°C CW, 25.5°C WB, varies depending on configuration



What makes the Marley counterflow tower stand out from other manufacturers?

- ▼ Triple-pass inlet louvers and drift eliminator for superior splash-out protection and water conservation
- ▼ SPX's position as "single source supplier" for all configurations of cooling towers and fluid coolers
- ▼ The Marley reputation. Our brand name. Our service. Our position as an undisputed industry leader in product quality.



The bottom line

As a leading producer of cooling towers for over 100 years, we are committed to building the best. So, when we decide to offer an improved line of towers – like the Marley MD – you can be sure that we've made sure it's going to live up to our standards in every way.



ADDITIONAL MD COOLING TOWER PUBLICATIONS

For further information about the MD Cooling Tower – including engineering schematics, data, layout requirements and more – download from our website the following publications:



Engineering Data and Specifications



IOM User Manual

OTHER SPX COOLING TECHNOLOGIES PRODUCTS

SPX Cooling Technologies offers a full line of industry leading products – with support and innovation designed to help you get the most out of your cooling process. Take a look at these other SPX Cooling Technologies products.



Marley NC® Cooling Tower



Marley MCW Cooling Tower



Marley AV Series Cooling Tower

SPX COOLING TECHNOLOGIES MALAYSIA SDN BHD

UNIT 505, BLOCK B, PHILEO DAMANSARA 2
NO. 15 JALAN 16/11 OFF JALAN DAMANSARA
46350 PETALING JAYA, MALAYSIA
60 3 7947 7800 | th.my.enquiry@spx.com
spxcooling.com

sea_MD-19 | ISSUED 12/2019

©2010-2017 SPX COOLING TECHNOLOGIES, INC. ALL RIGHTS RESERVED

In the interest of technological progress, all products are subject to design and/or material change without notice.

