

## Overview

The Marley MH Fluid Cooler provides high-efficiency cooling while keeping process fluids in a clean, closed loop.

## Primary Benefits

### Why a Fluid Cooler?

- Fluid Coolers reduce installation time and offer reduced fouling potential compared to heat exchanger/cooling tower systems

### Why a Marley MH Fluid Cooler?

- CoolBoost® Technology reduces energy costs up to 75% compared to forced-draft units
- Strategic coil location

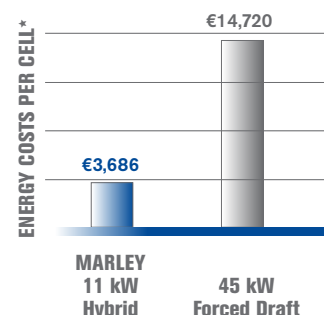
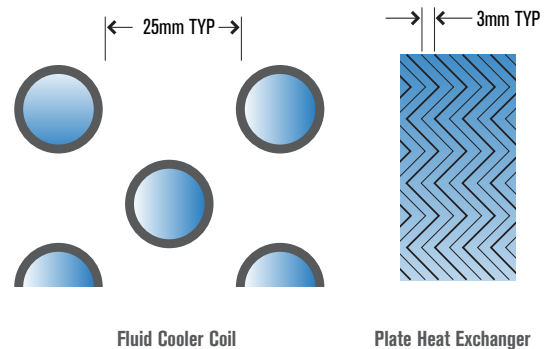
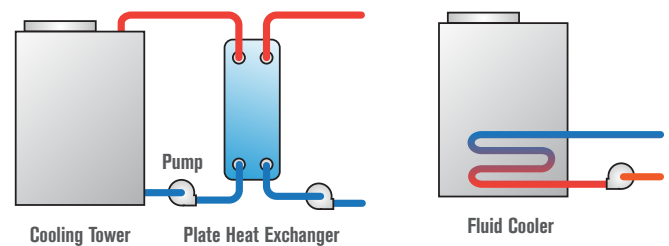
## Benefit Detail

### Why a Fluid Cooler?

- One third of the components, reducing installation time
- A coil provides eight times the free space which reduces fouling, improving process efficiency
- Certified performance is achievable at colder fluid temperatures for a given wet bulb

### Why a Marley MH Fluid Cooler? – CoolBoost:

- Utilizes high-efficiency components and optimum fluid paths to boost cooling dramatically when compared to forced-draft units with comparable footprint
- Up to 75% less fan energy cost
- Requires up to 35% less process fluid to fill the coil
- Weight is reduced by 15% or more



\* assumes nameplate motor kW for a 857 kW nominal capacity, 3.6m x 3.6m fluid cooler – €0.08/kWh and 50% annual usage

## Benefit Detail

Why a Marley MH Fluid Cooler? – Strategic Coil Location:

- Less risk of hot discharge air recirculation
- Easier to access and clean

## Common Applications

### HVAC

- Water-source heat pumps
- Chillers
- Free cooling (cold weather application)

### Industrial

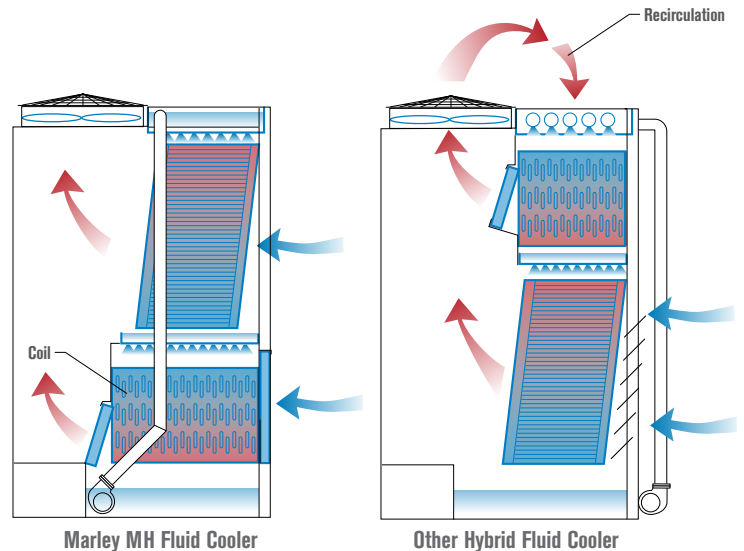
- Compressor jacket cooling
- Machine jacket cooling
- Cooling special fluids

### Power Generation

- Auxiliary cooling

## Capacity Range

25 to 2624 kW per cell



## Technical Features

- Easily consolidates multiple loads
- Compatible with numerous process fluids (water, water/glycol, oil, other fluids)
- High-efficiency components
- Part-load dry operation option
- Low sound operation
- Multiple access and maintenance options
- Multiple corrosion resistance options
- Factory assembled / modular construction
- 200+ models in six footprints, optimized to suit a wide range of heat rejection duties
- CTI Certified / SPX guaranteed

### SPX COOLING TECHNOLOGIES UK LTD

3 KNIGHTSBRIDGE PARK, WAINWRIGHT ROAD  
WORCESTER WR4 9FA UK  
44 1905 750 270 | [ct.fap.emea@spx.com](mailto:ct.fap.emea@spx.com)  
[spxcooling.com](http://spxcooling.com)

uk\_IN-MHF-18 | ISSUED 2/2018

© 2018 SPX COOLING TECHNOLOGIES, INC | ALL RIGHTS RESERVED  
In the interest of technological progress, all products are subject to design and/or material change without notice.

